



connect

endless capabilities for any environment





connect



connect "connects" people

From freestanding to modular, curved to square, Connect applies itself to a wide range of needs: where you work, where you meet, where you learn, where you wait, where you connect.



go grand

Connect's large scale has 30" wide seats with 10" arms. Its robust aesthetic is spacious, comfortable, and creates visual interest in small or large spaces.



keep it petite



As inviting as its larger counterpart, the small scale is 20" wide with 5" arms and caters to intimate spaces including small reception areas, meeting rooms, and private offices.



connect



PAGES 06 & 07



arm styles

Suit your style by choosing between fully upholstered and wood cap arm options.

mix of materials

A unique balance is created between the wood base, plush upholstery, and metal legs. Wood tables reflect the mix of materials as they blend with the metal and glass accents.

where you meet...

Step away from the conference table and take a different approach to the boardroom. Let conversations flow from the comfort of Connect.




connect



where you collaborate...

From the boardroom and into the casual meeting area, configure your space for face-to-face conversations, presentation-style trainings, or videoconferences. Media configurations fit against a wall or in an open space.



media cabinets

Straight and curved media consoles support large flat screen televisions. The acrylic screen conceals the television back when used in open-plan applications.

power accommodation

Seat backs with a stand up surface are available with a power console to charge a laptop or mobile device.



PAGES 08 & 09



connect



power/data access & media sharing

Your technology needs are covered with power outlets for charging, data ports for network connection, and Dropshare connection for screen sharing and videoconferencing.

allows up to six users to switch between their tablet or laptop on a single screen within seconds

power/data charges devices and enables network connection

table and base adapts to space planning with round or rectangular options

back panel supports a mounted flat screen to free-up the worksurface

where you interact...

The media activity center (MAC) fuels teamwork by allowing everyone to easily and conveniently share ideas, leading to more productive conversations and getting more out of the end results.



connect



PAGES 12 & 13

upgrade your arm

What more can you ask for from Connect? How about a place to put that cafe latté! Add a spill resistant cupholder to minimize mess. And how about a way to recharge? Connect's electrical is available in the front of the arm so it's out of the way and still convenient.

where you work...

Connect is designed to work with the environment and give purpose to space planning. Huddle configurations with a privacy or high back help direct flow of traffic and provide a secluded area. Have brainstorming conversations without disturbing others, or relax and work without interference.

linking bracket

The under mount linking bracket quickly locks into place and can easily be unfastened to rearrange configurations.



connect



teaming

Successful teamwork comes from the right people in the right environment. Step away from your desk and into a workplace that brings the team together. Pull up a table and chat through a project or kick up your feet and get comfortable while working on that next big idea.

stand up surface

A standing-height surface on the back of the seat acts as a touchdown station when you're on the go, when you want to break away, or when you need more seats in a small footprint.



PAGES 14 & 15

where you work...

The workplace is evolving to a more laid back, social atmosphere. With a relaxed mind and reduced stress, productivity surges. Connect integrates with its surroundings to allow people to interact and ideas to flow.



connect



PAGES 16 & 17



an architectural statement

Connect's adaptable style and functionality complements many different environments, whether it's the startup office or the corporate lobby. Clean lines and forms create a sophisticated architectural statement fit for a Fortune 500 company.

booths & pull up tables

Seek solitude in public locations. Two high-back corners form a booth that provides intimate seating with visual and audible separation for focused conversations. Complete the privacy arrangement with a pull up table that slides over your lap for a convenient workspace.



connect

mix & match

Connect's many purposes combine to make the most of a truly multifaceted space. Incorporate places to collaborate, places to relax, and places to think all in one area. Whether the intention is to be open, to provide privacy, or a combination of both, each element cooperates with the other for a truly productive solution.

where you think...

What more do you need for the higher education commons? Connect's single-seat is ideal for individual studying with a tablet, a cupholder, and power. Booths provide small breakout areas while curved runs accommodate larger study groups.


under mount power

The under mount power unit is field installed so it can be placed where you want, when you want. Use it under seats, tables, or media activity centers.

pivoting tablet

The tablet arm is ideal as a technology or writing surface. When not in use, it rotates 90° to line up flush with the arm.





endless possibilities

Combine seats into small or large runs, sweeping from one area to another with curves in three different diameters, straight units in various widths, and corner units at seat or arm height. When we say the possibilities are endless we mean it.

where you socialize...

Connect has capabilities for any environment, going beyond the workplace and reception areas to accommodate applications from the large atrium to the upscale restaurant to anything you can image.

connect

metal finishes

Powder coat metal legs are available in Soft Nickel, Stardust Silver, and Black Sandtex. Metal accents match the finish selected for the legs.



arm options

The 10" and 5" arm can be fully upholstered or upholstered with a wood arm cap. Options include a metal cupholder and a black or white power console with aluminum trim.



console tables

Wedge tables attach between seating units to make 20°, 30°, and 40° configurations. Rectangular consoles include in-line and end table applications. A 32" square table connects on four sides for seating in all directions.



ottomans & upholstered tables

Round and square ottomans range from 30" to 50" for small, medium, or large configurations. Fully upholstered ottomans create additional seating, while upholstered tables with a wood top provide an additional surface.



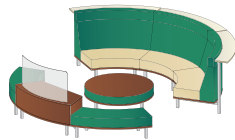
back heights

The small scale (20" wide seat) is available in a low height plus bench. The grand scale (30" wide seat), with straight and curved modular units, has four back heights and a bench. Combine different heights for a stepped interest in the configuration.





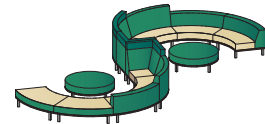
connect



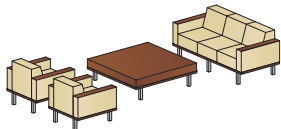
meeting presentation
overall dimensions
161"W 164"D 48"H



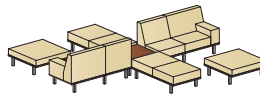
media activity center (MAC)
overall dimensions
60"W 84"D 29"H



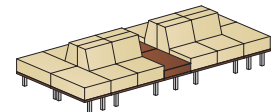
stepped-height serpentine
overall dimensions
300"W 153"D 48"H



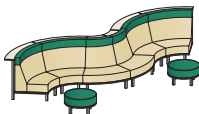
freestanding waiting
overall dimensions
150"W 70"D 34"H



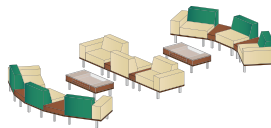
opposite facing
overall dimensions
172"W 152"D 42"H



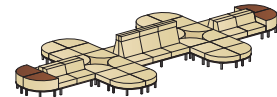
back-to-back
overall dimensions
141"W 64"D 34"H



open curve
overall dimensions
232"W 88"D 54"H



lounge with console tables
overall dimensions
232"W 151"D 34"H



large capacity lounge
overall dimensions
402"W 188"D 54"H